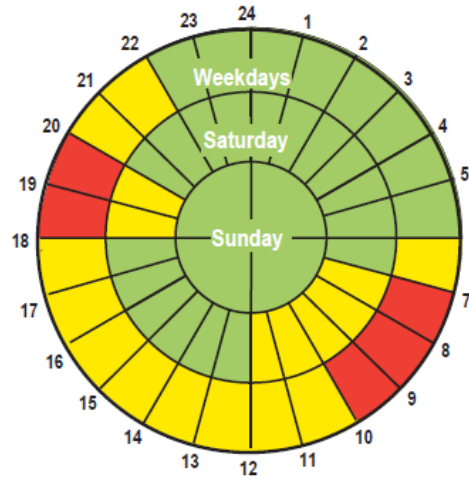


INDUSTRIAL TIME OF USE LARGE POWER USER TARIFFS

Weekday & Saturday / Sunday Tariffs



Peak



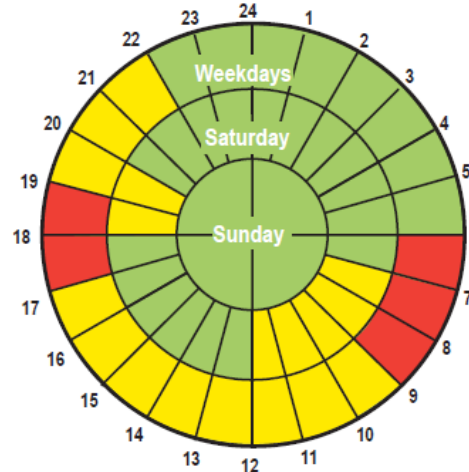
Standard



Off-Peak

LOW DEMAND SEASON

TIME PERIODS	MON - FRI	SAT	SUN
22h00 - 06h00	OFF-PEAK	OFF-PEAK	OFF-PEAK
06h00 - 07h00	STANDARD	OFF-PEAK	OFF-PEAK
07h00 - 10h00	PEAK	STANDARD	OFF-PEAK
10h00 - 12h00	STANDARD	STANDARD	OFF-PEAK
12h00 - 18h00	STANDARD	OFF-PEAK	OFF-PEAK
18h00 - 20h00	PEAK	STANDARD	OFF-PEAK
20h00 - 22h00	STANDARD	OFF-PEAK	OFF-PEAK



HIGH DEMAND SEASON

TIME PERIODS	MON - FRI	SAT	SUN
22h00 - 06h00	OFF-PEAK	OFF-PEAK	OFF-PEAK
06h00 - 07h00	PEAK	OFF-PEAK	OFF-PEAK
07h00 - 09h00	PEAK	STANDARD	OFF-PEAK
09h00 - 12h00	STANDARD	STANDARD	OFF-PEAK
12h00 - 17h00	STANDARD	OFF-PEAK	OFF-PEAK
17h00 - 18h00	PEAK	OFF-PEAK	OFF-PEAK
18h00 - 19h00	PEAK	STANDARD	OFF-PEAK
19h00 - 20h00	STANDARD	STANDARD	OFF-PEAK
20h00 - 22h00	STANDARD	OFF-PEAK	OFF-PEAK



ETHEKWINI
MUNICIPALITY

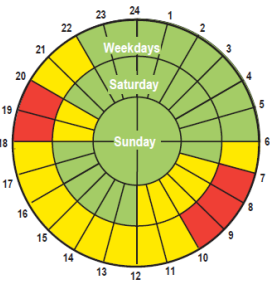
19/20
TARIFF BOOKLET

ETHEKWINI ELECTRICITY UNIT

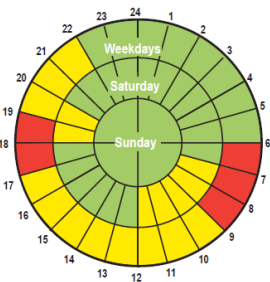


LARGE POWER USER TARIFFS

INDUSTRIAL TIME OF USE



LOW DEMAND SEASON			
TIME PERIODS	MON - FRI	SAT	SUN
22h00 - 06h00	OFF-PEAK	OFF-PEAK	OFF-PEAK
06h00 - 07h00	STANDARD	OFF-PEAK	OFF-PEAK
07h00 - 10h00	PEAK	STANDARD	OFF-PEAK
10h00 - 12h00	STANDARD	STANDARD	OFF-PEAK
12h00 - 18h00	STANDARD	OFF-PEAK	OFF-PEAK
18h00 - 20h00	PEAK	STANDARD	OFF-PEAK
20h00 - 22h00	STANDARD	OFF-PEAK	OFF-PEAK



HIGH DEMAND SEASON			
TIME PERIODS	MON - FRI	SAT	SUN
22h00 - 06h00	OFF-PEAK	OFF-PEAK	OFF-PEAK
06h00 - 07h00	PEAK	OFF-PEAK	OFF-PEAK
07h00 - 09h00	PEAK	STANDARD	OFF-PEAK
09h00 - 12h00	STANDARD	STANDARD	OFF-PEAK
12h00 - 17h00	STANDARD	OFF-PEAK	OFF-PEAK
17h00 - 18h00	PEAK	OFF-PEAK	OFF-PEAK
18h00 - 19h00	PEAK	STANDARD	OFF-PEAK
19h00 - 20h00	STANDARD	STANDARD	OFF-PEAK
20h00 - 22h00	STANDARD	OFF-PEAK	OFF-PEAK

(Prices exclude VAT)

Industrial Time Of Use (ITOU)

For customers with Notified Max Demand greater than 100 kVA only

Energy Rates (c/kWh)	High Season	JUNE - AUGUST
Peak	Standard	Off-peak
323,88	104,38	60,76
Energy Rates (c/kWh)	Low Season	SEPTEMBER - MAY
Peak	Standard	Off-peak
111,67	79,67	53,81

Network Demand Charge (R/kVA)

Based on Actual Demand

96,65

Network Access Charge (R/kVA)

Based on highest demand recorded

31,75

Service Charge (R)

Rand per Month

4 500,00



ETHEKWINI MUNICIPALITY

19/20
TARIFF BOOKLET
ETHEKWINI ELECTRICITY UNIT

% 29 South - Office - Peak Winter

Load Profiles – Winter Design Day

